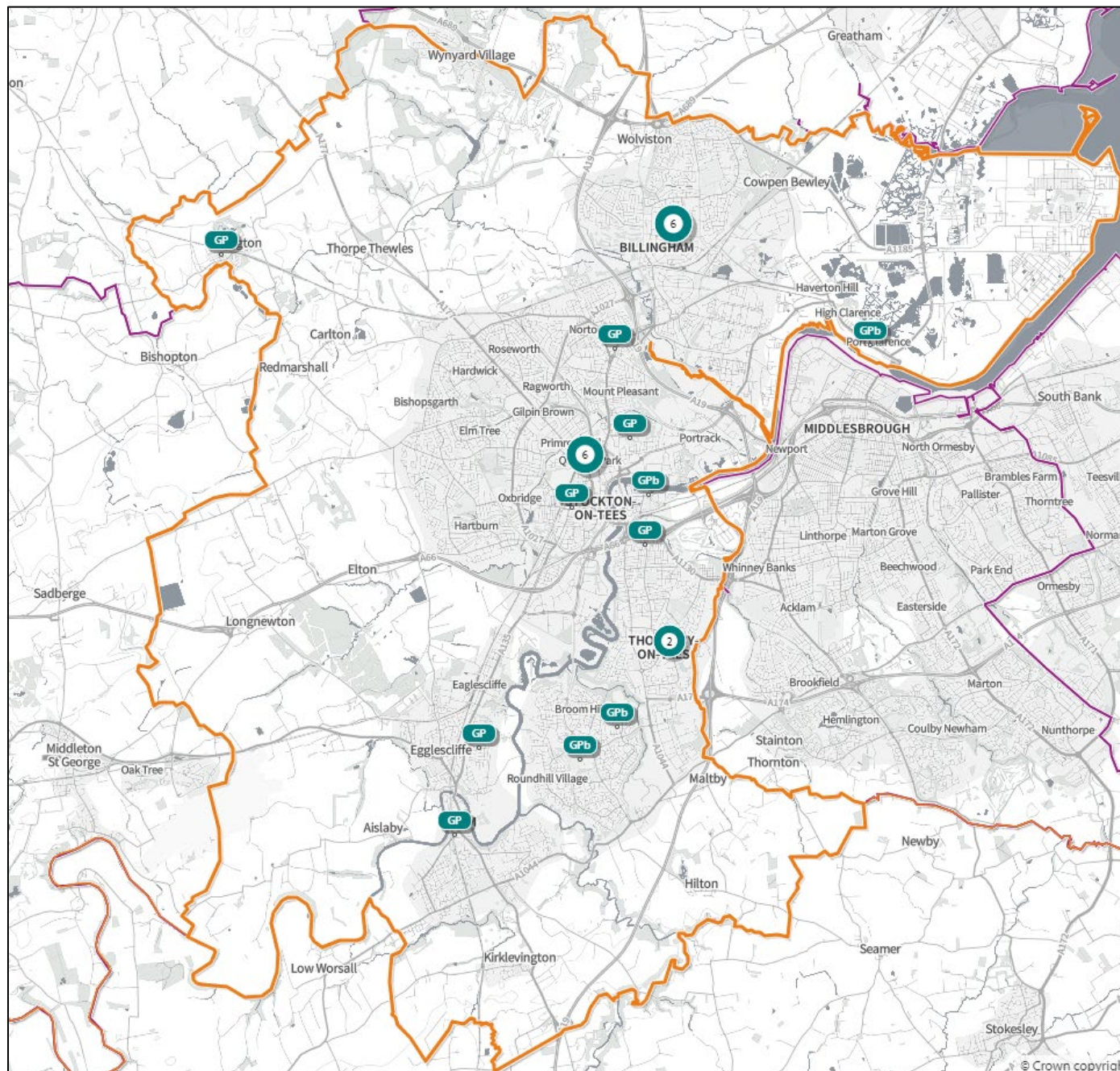


Access to GP's and Primary Medical Care: Stockton-on-Tees Data Pack

**Better health
and wellbeing for all...**

Stockton-on-Tees General Practice Overview

Location of general practices and branch sites:



Data Source: SHAPE Atlas (<https://app.shapeatlas.net/>)

In Stockton-on-Tees there are 20 practices in 4 Primary Care Networks, covering a registered population of 212,416 (Jan 2025). Please note whilst The Arrival Practice is listed separately for the purpose of the table below, there are now 20 practices in total in Stockton on Tees as Arrival Practice merged with Riverside Practice on 1st June 2025.

Number of Practices	Smallest List Size	Largest List Size	Average List Size	Number of PCNs
20	2,220	20,955	9,670	4

The 20 practices and list sizes are shown below:

			Practice List Size Jan 24	Practice List Size Jan 25	
Marsh House Medical Practice	Billingham and Norton	Billingham	8,560	8,528	-32
The Roseberry Practice	Billingham and Norton	Billingham	7,998	7,969	-302
Dr Rasool's Practice	Billingham and Norton	Billingham	2,274	2,220	-54
Kingsway Medical Centre	Billingham and Norton	Billingham	9,453	9,798	+345
Melrose Surgery	Billingham and Norton	Billingham	2,469	2,407	-62
Queenstree Practice	Billingham and Norton	Billingham	4,152	4,147	-5
Norton Medical Centre	Billingham and Norton	Norton	16,759	16,468	-291
Alma Medical Centre	North Stockton	Central Stockton	11,314	11,051	-263
Tennant Street Medical Practice	North Stockton	Central Stockton	14,384	14,739	+355
Queens Park Medical Centre	North Stockton	Central Stockton	18,526	18,740	+214
Woodlands Family Medical Centre	Stockton	Central Stockton	12,187	12,374	+187
Dovecot Surgery	Stockton	Central Stockton	4,258	4,141	-117
Densham Surgery	Stockton	Central Stockton	3,885	3,886	+1
<i>The Arrival Practice [merged with Riverside Practice 1st June 2025]</i>	<i>Stockton</i>	<i>Central Stockton</i>	3,032	3,290	+258
Riverside Practice	Stockton	Central Stockton	6,661	6,866	+205
Elm Tree Surgery	Stockton	Central Stockton	10,687	13,874	+3,187
Woodbridge Medical Practice	Stockton	Thornaby-on-Tees	18,639	18,391	-248
Eaglescliffe Medical Practice	BYTES	Eaglescliffe	11,891	12,448	+597
Park Lane Surgery	BYTES	Stillington	5,251	5,351	+100
Thornaby & Barwick Medical Group	BYTES	Thornaby-on-Tees	21,130	20,955	-175
Yarm Medical Practice	BYTES	Yarm	14,963	14,773	-190
212, 416					+3943

Practice Opening Hours

Practice	Opening Hours
Marsh House Medical Practice	Monday to Friday: 08:00 – 18:00
The Roseberry Practice	Monday to Friday: 08:00 – 18:00 (Closed between 13:00 – 14:00 on a Wednesday)
Dr Rasool's Practice	Monday: 08:00 – 18:00 Tuesday - Friday: 08:00 – 17:00
Kingsway Medical Centre	Monday to Friday: 08:00 – 18:00
Melrose Surgery	Tuesday & Wednesday: 08:00 – 18:00 Monday & Friday: 07:30 – 18:00 Thursday: 07:30 – 13:00 (Emergencies only 13:00 – 18:00)
Queenstree Practice	Monday to Friday: 08:30 – 18:00 Monday to Thursday: 07:35 – 08:30 (pre-booked only)
Norton Medical Centre	Monday to Friday: 08:00 – 18:00
Alma Medical Centre	Monday to Friday: 08:30 – 18:00 (Closed Wednesday 12:00 – 13:45 for staff training)
Tennant Street Medical Practice	Monday to Friday: 08:00 – 18:00
Queens Park Medical Centre	Monday to Friday: 08:30 – 18:00
Woodlands Family Medical Centre	Monday to Friday: 08:00 – 18:00
Dovecot Surgery	Monday to Friday: 08:30 – 18:00
Densham Surgery	Monday to Friday: 08:30 – 18:00

Riverside Practice	Monday to Friday: 08:00 – 18:00
Elm Tree Surgery	Monday to Friday: 08:00 – 18:00
Woodbridge Medical Practice	Monday to Friday: 08:00 – 18:00
Eaglescliffe Medical Practice	Monday to Friday: 08:00 – 18:00
Park Lane Surgery	Monday to Friday: 08:00 – 18:00
Thornaby & Barwick Medical Group	Monday to Friday: 08:00 – 18:00
Yarm Medical Practice	Monday to Friday: 08:00 – 18:00

Data Source: GP Practice Websites

Note- The 18:00-18:30 period is sub-contracted to the GP Federation [Hartlepool and Stockton Health] to ensure patients requiring support during this period can access primary medical care.

CQC Rating

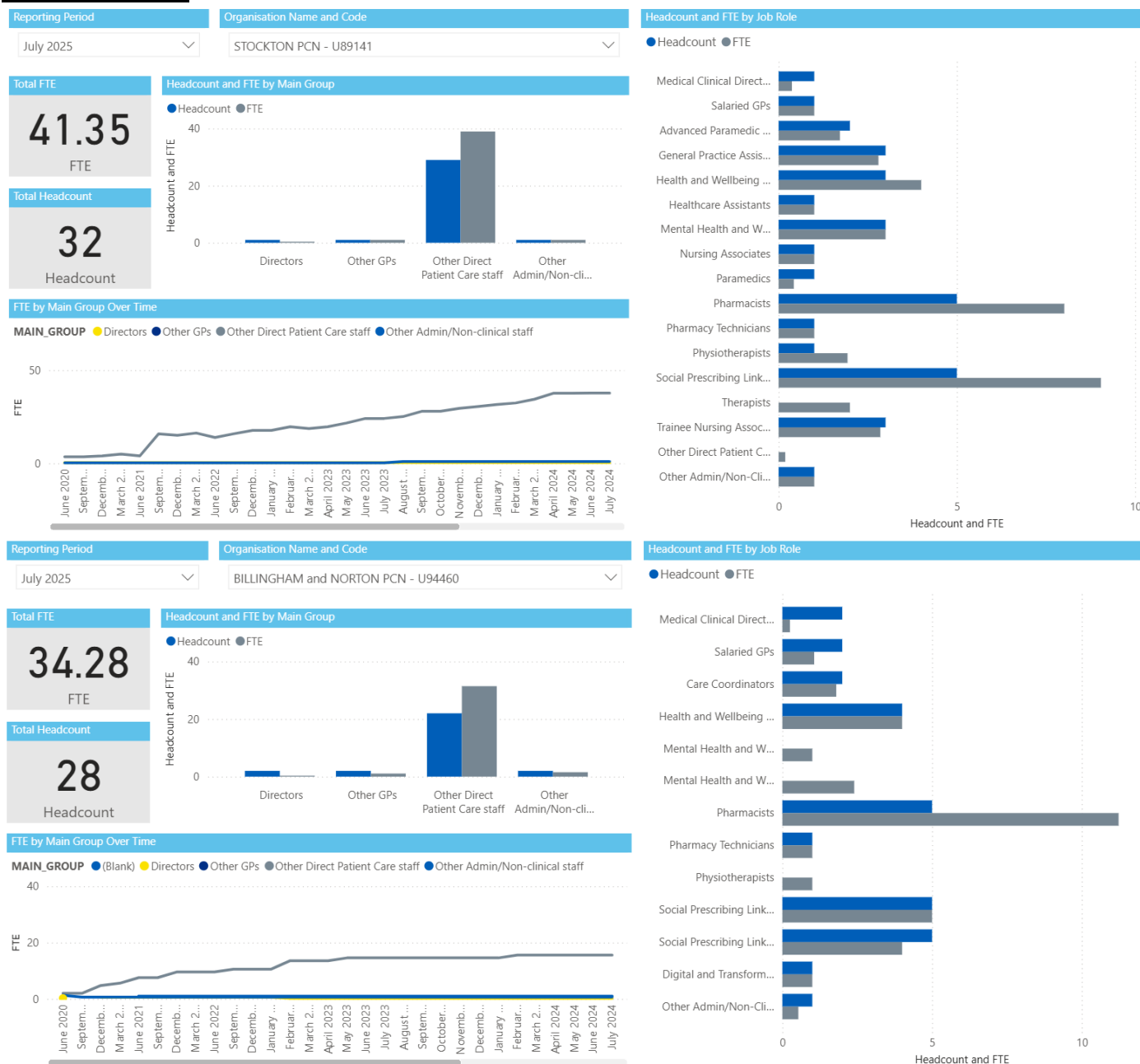
Practice	Overall CQC Rating	CQC Domain Ratings
Marsh House Medical Practice	Good Latest Inspection: 21/06/16 Latest Review: 21/08/19	Safe: Good Effective: Good Caring: Good Responsive: Good Well-led: Good
The Roseberry Practice	Good Latest Inspection: 23/06/16 Latest Review: 06/07/23	Safe: Good Effective: Good Caring: Good Responsive: Good Well-led: Good
Dr Rasool's Practice	Good Latest Inspection: 10/08/16 Latest Review: 06/07/23	Safe: Good Effective: Good Caring: Good Responsive: Good Well-led: Good
Kingsway Medical Centre	Good Latest Inspection: 10/03/16 Latest Review: 06/07/23	Safe: Good Effective: Good Caring: Good Responsive: Outstanding Well-led: Good
Melrose Surgery	Good Latest Inspection: 04/07/18 Latest Review: 06/07/23	Safe: Good Effective: Good Caring: Outstanding Responsive: Good Well-led: Good
Queenstree Practice	Good Latest Inspection: 14-15 & 30/11/22 Latest Review: 09/10/19	Safe: Good Effective: Good Caring: Good Responsive: Good Well-led: Good
Norton Medical Centre	Requires Improvement Latest assessment: 12/07/24* *CQC and ICB continues to engage with the practice, with a plan for reinspection in due course	Safe: Requires improvement Effective: Requires improvement Caring: Good Responsive: Inadequate Well-led: Requires improvement
Alma Medical Centre	Good Latest Inspection: 13/04/16 Latest Review: 06/07/23	Safe: Good Effective: Good Caring: Good

		Responsive: Good Well-led: Good
Tennant Street Medical Practice	Good Latest Inspection: 11/10/16 Latest Review: 06/07/23	Safe: Good Effective: Good Caring: Good Responsive: Good Well-led: Good
Queens Park Medical Centre	Good Latest Inspection: 16/12/15 Latest Review: 06/07/23	Safe: Good Effective: Good Caring: Good Responsive: Outstanding Well-led: Good
Woodlands Family Medical Centre	Good Latest Inspection: 18/10/18 and 24/10/2018 Latest Review: 06/07/23	Safe: Good Effective: Good Caring: Good Responsive: Good Well-led: Good
Dovecot Surgery	Good Latest Inspection: 28/04/16 Latest Review: 06/07/23	Safe: Good Effective: Good Caring: Good Responsive: Good Well-led: Good
Densham Surgery	Good Latest assessment: 18/10/24	Safe: Good Effective: Good Caring: Good Responsive: Good Well-led: Requires improvement
Riverside Practice	Good Latest Inspection: 08/12/15 Latest Review: 06/07/23	Safe: Good Effective: Good Caring: Good Responsive: Good Well-led: Good
Elm Tree Surgery	Good Latest assessment 12/02/24	Safe: Good Effective: Good Caring: Good Responsive: Good Well-led: Good
Woodbridge Medical Practice	Good Latest Inspection: 04/11/19 Latest Review: 06/07/23	Safe: Good Effective: Good Caring: Good Responsive: Good Well-led: Good
Eaglescliffe Medical Practice	Outstanding Latest Inspection: 11/08/15 Latest Review: 06/07/23* <i>* a fully comprehensive assessment of the practice was undertaken on 28/08/25- the CQC reported is awaited</i>	Safe: Good Effective: Outstanding Caring: Outstanding Responsive: Good Well-led: Outstanding
Park Lane Surgery	Good Latest Inspection: 26/10/2016 Latest Review: 06/07/2023	Safe: Good Effective: Good Caring: Good Responsive: Good Well-led: Good
Thornaby & Barwick Medical Group	Good Latest Inspection: 21/10/22	Safe: Good Effective: Good

	Latest Review: 06/07/23	Caring: Good Responsive: Good Well-led: Good
Yarm Medical Practice	Outstanding Latest Inspection: 21/10/15 Latest Review: 06/07/23	Safe: Good Effective: Outstanding Caring: Good Responsive: Good Well-led: Outstanding

Data Source: [Care Quality Commission \(cqc.org.uk\)](https://www.cqc.org.uk)

Staffing Levels



Reporting Period
July 2025

Organisation Name and Code
BILLINGHAM and NORTON PCN - U94460

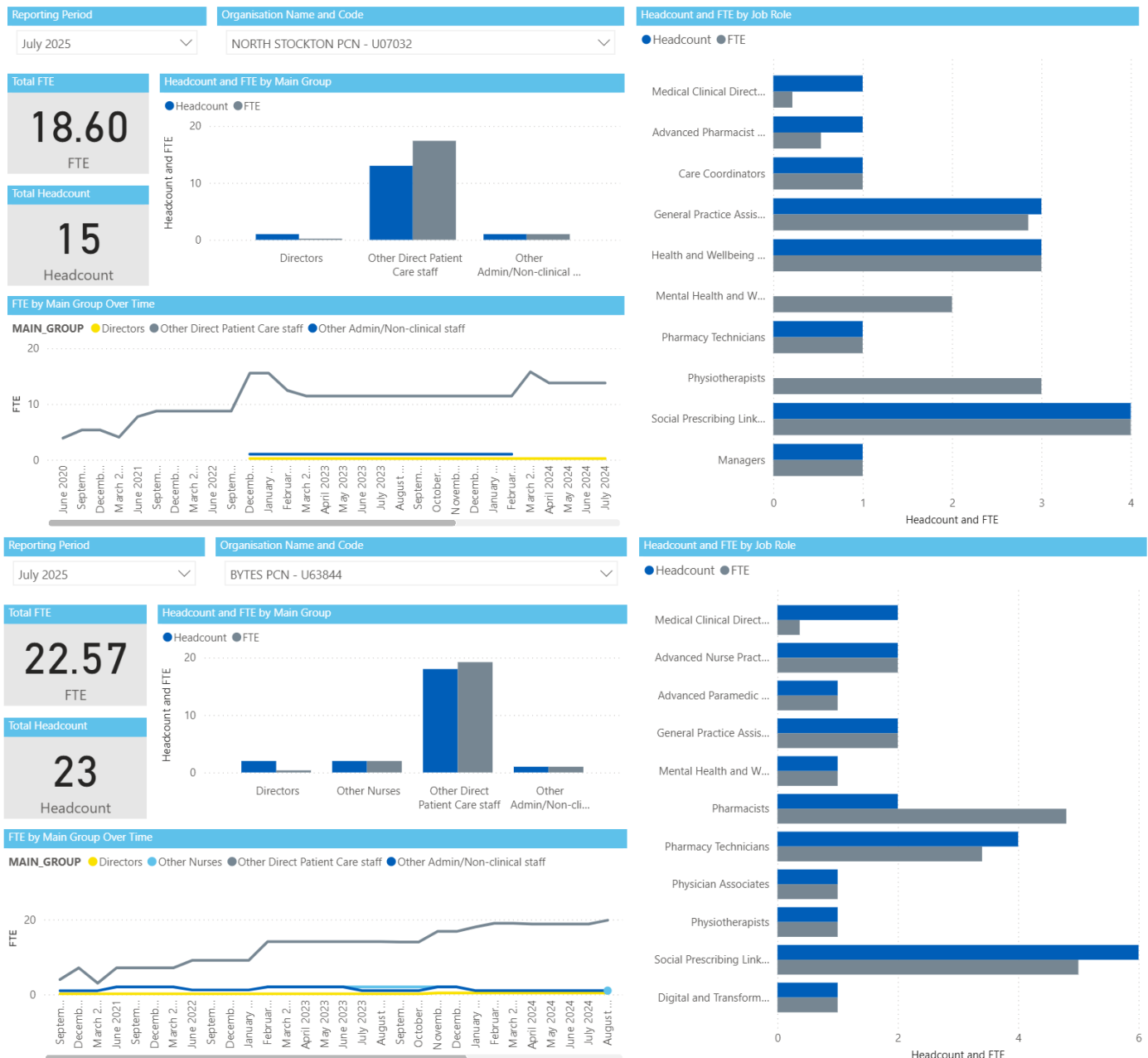
Total FTE
34.28
FTE

Total Headcount
28
Headcount

Headcount and FTE by Main Group

Headcount and FTE by Job Role

FTE by Main Group Over Time



Reporting Period

July 2025

Organisation Name and Code

BYTES PCN - U63844

Total FTE

22.57

FTE

Total Headcount

23

Headcount

Headcount and FTE by Main Group

FTE by Main Group Over Time





















Headcount and FTE by Job Role

Data Source: NWRS [July 2025]

*FTE refers to the number of full-time hours being worked, whilst HC is the number of staff employed.

GP Headcount and Full Time Equivalent as a ratio to patient list size:

Practice	Headcount [August 2023]		Full time Equivalent [August 2023]		Headcount [August 2025]		Full time Equivalent [August 2025]		Trends	
	GP	GP: patient ratio	GP	GP: patient ratio	GP	GP: patient ratio	GP	GP: patient ratio	GP	GP:p atient ratio
Melrose Surgery	2	1:1,240	1.2	1: 2,066	2	1: 1,181	1.22	1: 1,968	↔	↑
Kingsway Medical Centre	5	1:1,883	4.5	1: 2,092	9	1: 1,111	7.25	1: 1,380	↑	↑

Queenstree Practice	3	1:1,368	1.4	1: 2,932	3	1: 1,381	1.35	1: 3,068		
Dr Rasool's Practice	1	1:2,290	1	1: 2,290	1	1: 2,182	1	1: 2,182		
Marsh House Medical Practice	9	1:946	8.2	1: 1,038	9	1: 948	8.04	1: 1,061		
The Roseberry Practice	3	1:2,667	3	1: 2,667	2	1: 3,946	2.13	1: 3,705		
Norton Medical Centre	12	1:1,414	9.5	1: 1,786	11	1: 1,476	8.57	1: 1,894		
Riverside Medical Practice	2	1:3,139	2.4	1: 2,615	2	1: 5, 275	2.40	1: 4,395		
Alma Medical Centre	8	1:1,446	6	1: 1,928	9	1: 1,214	6.80	1: 1,607		
The Densham Surgery	4	1:991	4.1	1: 966	5	1: 769	4.84	1: 795		
The Dovecot Surgery	4	1:1,076	4.3	1: 1,001	4	1: 1,024	4.25	1: 963		
Queens Park Medical Centre	11	1:1,669	9.1	1: 2,018	13	1: 1,440	9.32	1: 2,009		
Tennant Street Medical Practice	11	1:1,305	7.9	1: 1,817	11	1: 1,330	7.69	1: 1,902		
Woodlands Family Medical Centre	10	1:1,215	8.5	1: 1,430	11	1: 1,116	9.20	1: 1,334		
Elm Tree Surgery	12	1:767	10.8	1: 853	12	1: 1,335	10.41	1: 1,539		
Thornaby & Barwick Medical	19	1:1,114	18.3	1:1,157	20	1: 1,055	19.60	1: 1,076		
Woodbridge Practice	13	1:1,443	10	1:1,876	15	1: 1,221	10.98	1: 1,668		
Yarm Medical Practice	9	1:1,675	9.1	1:1,656	11	1: 1,305	9.78	1: 1,467		
Eaglescliffe Medical Practice	10	1:1,168	8.8	1:1,327	8	1: 1,617	7.11	1: 1,819		
Park Lane Surgery	3	1:1,724	3	1:1,724	5	1: 1,093	4.92	1: 1,110		

The table above is based on August 2025 workforce data and August 2025 GP practice list sizes.

Area	HC GP: patient ratio	FTE GP: patient ratio
Stockton-on-Tees	1:1,282 patients	1:1,537 patients
Tees Valley	1:1,409 patients	1:1,841 patients

The table above is based on August 2025 workforce data and August 2025 GP practice list sizes.

As seen in the table, Stockton-on-Tees has a GP (HC) to patient ratio of 1:1.28 compared to Tees Valley which has a ratio of 1:1.4.

Data Source: General Practice Workforce Data ([General Practice Workforce - NHS Digital](#)) and Patient List Sizes ([Patients Registered at a GP Practice - NHS Digital](#))

Direct Enhanced Services - NHS England

Direct Enhanced Services (DESS) are nationally agreed and have to be offered to all GP practices in England. Practices can decide whether they sign up to a DES or not, but they must be offered the opportunity to do so.

Weight Management DES: The Covid-19 pandemic highlighted the importance of weight management as living with excess weight puts people at greater risk of serious illness or death from COVID-19, with risk growing as BMI increases. This led to the introduction of a new DES in 2022/23 which has been offered to practices each year. The aim of this DES was to introduce new measures to tackle obesity, recognising that general practice plays a pivotal role in the identification of people living with obesity, the discussion of associated health issues and facilitating access to weight management services.

Learning Disabilities DES: The DES is designed to encourage practices to identify patients aged 14 and over with learning disabilities, to maintain a learning disability 'health check' register and offer an annual health check, which will include a health action plan.

Minor Surgery DES: The DES allows GPs to conduct minor surgical procedures, including injections and incisions or excisions which helps enable patients to receive treatment in the community, increasing patient satisfaction in general practice.

Out of Area DES: All GP practices are free to register new patients who live outside their practice area without any obligation on the practice to provide home visits for such patients when the patient is at home, away from, and unable to attend, their registered practice. The purpose of the DES is for the practice to provide primary medical services to patients in their home area during core hours if they have an urgent care need and if they cannot reasonably be expected to attend their registered practice.

- All of the 20 practices in Stockton are signed up to the Minor Surgery, Learning Disability and Weight Management Direct Enhanced Services
- 5 of the 20 practices in Stockton have signed up to the Out of Area DES.

eConsult Data

	Rate per 1,000 registered patients		
Practice	May 2025	June 2025	July 2025
Melrose Surgery	12.2	16.1	15.7
Kingsway Medical Centre	43.7	51.2	47.6
Queenstree Practice	29.4	35.9	30.9

Dr Rasool's Practice	5.0	6.8	8.7
Marsh House Medical Practice	26.0	33.1	33.5
The Roseberry Practice	18.9	15.3	18.5
Norton Medical Centre	156.0	168.8	177.2
Riverside Medical Practice	11.8	18.5	12.7
Alma Medical Centre	33.4	31.2	37.1
The Densham Surgery	17.7	21.3	22.7
The Dovecot Surgery	16.4	19.3	25.0
Queens Park Medical Centre	18.1	21.2	19.9
Tennant Street Medical Practice	43.5	47.9	53.0
Woodlands Family Medical Centre	39.7	46.1	41.8
Elm Tree Surgery	7.0	9.8	10.6
Thornaby & Barwick Medical	22.9	24.1	26.7
Woodbridge Practice		5.0	0.4
Yarm Medical Practice	34.7	52.8	112.8
Eaglescliffe Medical Practice	20.4	22.1	26.2
Park Lane Surgery	16.4	16.7	16.7

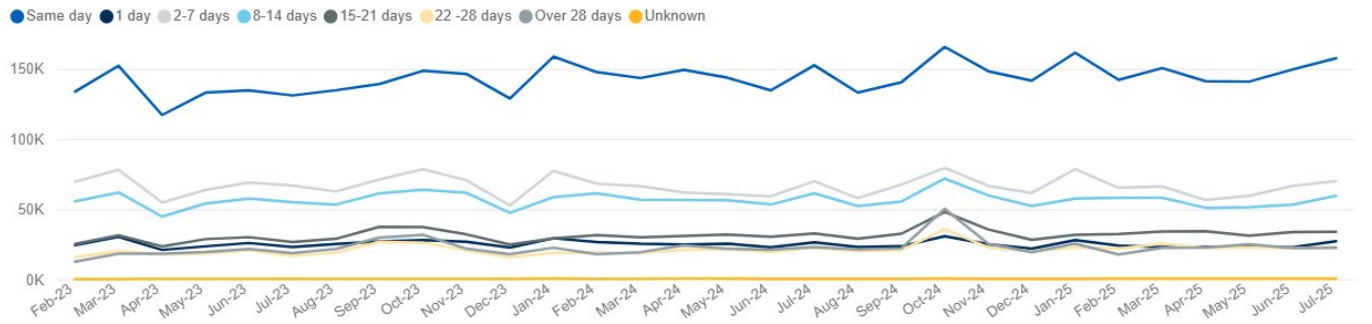
General Practice Appointment Data

The below provides a snapshot of the appointments provided in general practice across Tees Valley between February 2023 and up to July 2025, with the majority of appointments offered on the same day, along with the total appointments and types across July 2025 [note this includes Primary Care Network slots, triage and procedures, along with routine and acute general practice appointments] and which professional delivered the appointments. The appointment data in general practice for July 2025 across Tees Valley shows 394,000 appointments were offered, with 278,000 being face to face.

Number of Appointments, by Month



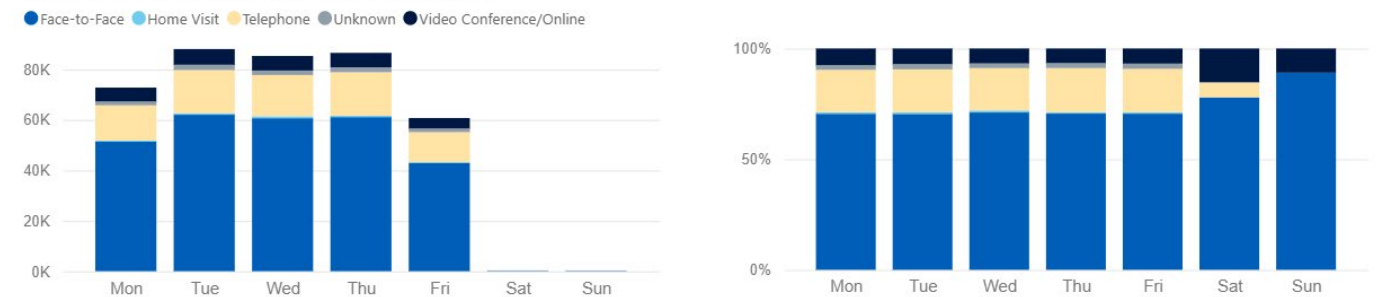
Number of appointments, by Time between booking and appointment and Month



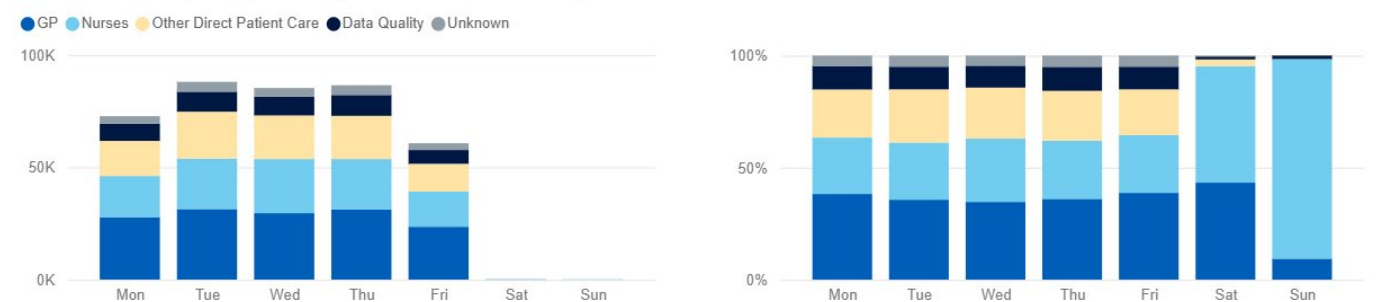
Number of appointments by Mode



Number and Percentage of appointments by Mode and Weekday



Number and Percentage of appointments by SDS Role Group and Weekday





The appointment rate per 1,000 for all appointments include face-to-face, telephone, online/ video, home visits and unknown appointments.

Tees Valley

Month	Appointment rate per 1,000 (All appointments)	Face-to-Face appointment rate per 1,000	Telephone appointment rate per 1,000
August 2019	427.2	351.1	44.8
July 2024	511.5	360.9	91.7
July 2025	522.8	361.3	99.3

Data Source: [Appointments in General Practice - NHS Digital](#)

From August 2019 (pre-pandemic) till July 2025 the appointment rate per 1,000 has increased across Tees Valley, meaning that more appointments have been booked in 2025 than in 2019. The data also shows that telephony appointments have increased in line with the modern general practice approach to offer patients a range of options in how to access healthcare.

Stockton-on-Tees

Month	Appointment rate per 1,000 (All appointments)	Face-to-Face appointment rate per 1,000	Telephone appointment rate per 1,000
October 2022	414.9	487.8	81.19
July 2024	358.2	450.1	68.52
July 2025	529.9	369.5	91.5

Data Source: [Appointments in General Practice - NHS Digital](#)

General practice appointment data for individual practices was not published by NHS Digital until October 2022, therefore Stockton-on-Tees appointment rates per 1,000 cannot be compared to pre-pandemic levels.

GP Patient Survey results

Data Source: [GP Patient Survey \(gp-patient.co.uk\)](http://gp-patient.co.uk)

Q32. Overall, how would you describe your experience of your GP practice? (National Average 75%)			
Practice	2024	2025	2024-2025
Park Lane Surgery	64%	93%	
Eaglescliffe Medical Practice	77%	93%	
Queenstree	95%	91%	
Elm Tree Surgery	57%	91%	
Dr Rasool	84%	89%	
Melrose Surgery	82%	87%	
Riverside Medical Centre	69%	87%	
Tennant Street Medical Practice	83%	84%	
The Densham Surgery	96%	82%	
Thornaby & Barwick Medical Group	89%	82%	
Kingsway Medical Centre	97%	81%	
Queens Park Medical Centre	74%	81%	
Woodlands Family Medical Practice	84%	74%	
Yarm Medical Practice	93%	70%	
Woodbridge Practice	91%	69%	
Alma Medical Centre	83%	68%	
Norton Medical Centre	84%	61%	
The Roseberry Practice	72%	58%	
Marsh House Medical Practice	64%	57%	
The Dovecot Surgery	83%	57%	

Q1. Generally, how easy is it to get through to someone at your GP practice on the phone? (National Average 53%)			
Practice	2024	2025	2024-2025
Dr Rasool	96%	97%	
Elm Tree Surgery	84%	96%	
Riverside Medical Centre	84%	89%	
Park Lane Surgery	71%	80%	
Melrose Surgery	90%	76%	
Eaglescliffe Medical Practice	63%	68%	
Queenstree	67%	68%	
Kingsway Medical Centre	58%	55%	
The Densham Surgery	32%	52%	
Woodbridge Practice	40%	51%	
Tennant Street Medical Practice	40%	48%	
Thornaby & Barwick Medical Group	27%	44%	
Queens Park Medical Centre	50%	44%	
Marsh House Medical Practice	27%	31%	
The Roseberry Practice	38%	27%	
Woodlands Family Medical Practice	26%	26%	
The Dovecot Surgery	14%	24%	
Yarm Medical Practice	14%	22%	
Norton Medical Centre	6%	19%	
Alma Medical Centre	28%	16%	

Q16. Overall, how would you describe your experience of contacting your GP practice on this occasion?

(National Average 70%)

Practice	2024	2025	2024-2025
Dr Rasool	94%	94%	
Elm Tree Surgery	92%	93%	
Riverside Medical Centre	90%	89%	
Eaglescliffe Medical Practice	85%	88%	
Queenstree	81%	87%	
Park Lane Surgery	84%	84%	
Melrose Surgery	89%	79%	
Tennant Street Medical Practice	68%	78%	
The Densham Surgery	60%	76%	
Queens Park Medical Centre	69%	73%	
Thornaby & Barwick Medical Group	64%	72%	
Kingsway Medical Centre	77%	71%	
Woodlands Family Medical Practice	57%	62%	
Woodbridge Practice	59%	60%	
Yarm Medical Practice	47%	58%	
Alma Medical Centre	54%	55%	
The Roseberry Practice	69%	53%	
The Dovecot Surgery	36%	49%	
Marsh House Medical Practice	53%	48%	
Norton Medical Centre	40%	44%	

Q21. How do you feel about how long you waited for your appointment?

(National Average 67%)

Practice	2024	2025	2024-2025
Dr Rasool	62%	96%	
Elm Tree Surgery	46%	90%	
Riverside Medical Centre	66%	86%	
Eaglescliffe Medical Practice	62%	85%	
Melrose Surgery	74%	84%	
Park Lane Surgery	58%	84%	
Tennant Street Medical Practice	71%	80%	
Woodlands Family Medical Practice	84%	80%	
The Densham Surgery	94%	70%	
Yarm Medical Practice	81%	70%	
Thornaby & Barwick Medical Group	79%	68%	
Alma Medical Centre	74%	66%	
The Roseberry Practice	73%	66%	
Woodbridge Practice	73%	66%	
Queenstree	95%	64%	
Queens Park Medical Centre	75%	63%	
Norton Medical Centre	72%	61%	
Kingsway Medical Centre	86%	59%	
The Dovecot Surgery	80%	50%	
Marsh House Medical Practice	40%	42%	

Q12. Once you had contacted your GP practice, did you know what the next step in dealing with your request would be? (National Average 83%)			
Practice	2024	2025	2024-2025
Eaglescliffe Medical Practice	95%	96%	
Dr Rasool	93%	95%	
Park Lane Surgery	94%	93%	
Elm Tree Surgery	95%	91%	
Riverside Medical Centre	97%	91%	
Queenstree	95%	91%	
Queens Park Medical Centre	82%	89%	
Melrose Surgery	92%	89%	
Kingsway Medical Centre	92%	86%	
Norton Medical Centre	71%	84%	
Woodlands Family Medical Practice	72%	83%	
Thornaby & Barwick Medical Group	81%	80%	
Yarm Medical Practice	80%	78%	
The Densham Surgery	77%	77%	
Alma Medical Centre	84%	75%	
Tennant Street Medical Practice	85%	75%	
Marsh House Medical Practice	75%	75%	
Woodbridge Practice	77%	73%	
The Roseberry Practice	76%	64%	
The Dovecot Surgery	54%	61%	

Q31. Thinking about the reason for your last appointment, were your needs met? (National Average 90%)			
Practice	2024	2025	2024-2025
Tennant Street Medical Practice	93%	97%	
Park Lane Surgery	92%	97%	
Yarm Medical Practice	91%	97%	
Queenstree	95%	97%	
Dr Rasool	98%	97%	
Riverside Medical Centre	94%	97%	
Eaglescliffe Medical Practice	97%	94%	
Elm Tree Surgery	94%	94%	
The Densham Surgery	85%	93%	
Queens Park Medical Centre	96%	92%	
Thornaby & Barwick Medical Group	89%	91%	
Melrose Surgery	96%	91%	
Woodlands Family Medical Practice	89%	91%	
Norton Medical Centre	81%	87%	
The Dovecot Surgery	79%	87%	
Alma Medical Centre	96%	86%	
Marsh House Medical Practice	88%	85%	
Woodbridge Practice	80%	85%	
Kingsway Medical Centre	95%	84%	
The Roseberry Practice	91%	80%	

Friends and Family test published results – June 2025

Data source: [NHS England » Friends and Family Test data](#)

Practices gather FFT through a number of routes including face to face, QR code and via their websites and responses are used to inform improvements

PCN	Practice Names	Total Responses	% positive responses	% negative responses
Stockton PCN	Woodlands Family Medical Centre	36	100%	0%
	Dovecot Surgery	4	*	*
	Densham Surgery	2	*	*
	Riverside Practice	27	96%	4%
	Elm Tree Surgery	14	93%	7%
	Woodbridge Medical Practice	352	100%	0%
Billingham and Norton PCN	Norton Medical Centre	410	78%	8%
	Kingsway Medical Centre	213	97%	2%
	Marsh House Medical Centre	0	NA	NA
	Roseberry Practice	129	88%	5%
	Queenstree Practice	8	88%	13%
	Melrose Medical Centre	0	NA	NA
	Dr Rasool	51	100%	0%
BYTES PCN	Eaglescliffe Medical Practice	10	80%	20%
	Park Lane Surgery	20	100%	0%
	Thornaby & Barwick Medical Group	12	75%	17%
	Yarm Medical Practice	440	93%	3%
North Stockton PCN	Queens Park Medical Centre	604	94%	94%
	Tennant Street Medical Practice	482	95%	3%
	Alma Street Medical Practice	292	95%	1%

*positive/negative responses <5 have been compressed